

# A Visit to **Worthington Park Library**



REV. 09/2025



# The library is a place where lots of people go to work or to have fun. The library is free to use, and I am welcome there.

---

Worthington Libraries connect people to a world of ideas and each other.

- **We help** people.
- **We create** a dynamic environment for learning and discovery.
- **We share** our talents and build partnerships to strengthen our community.
- **We inspire** our community and the library profession to excel.
- **We engage** people in experiences that surprise and delight.

The library is a public space. Because we all share this space, it's important to keep other people in mind when visiting. This is why the library has a Code of Conduct - guidelines that we all need to follow while in the building.

You can find the Patron Code of Conduct on the [library's website](https://www.worthingtonlibraries.org) or stop at any staff desk.









# How to use this social story

---

A social story is a social learning tool typically comprised of a visual representation of a concept or experience.

In this story, the reader will learn what a library is and what they can do there, what to do if they need help at the library and how the library can be a good, fun place to visit.

There is a general story followed by color-coded, uniquely lined sections for different parts of the library:

-  **Red dotted line is about the children's area.**
-  **Teal double solid line is about the tween area.**
-  **Green single solid line is about the teen area.**
-  **Blue dashed line is about the adult area.**

Feel free to omit pages or sections as necessary to make the story as useful as it can be for the reader. For example, if the reader would be most interested in teen services, they might want to skip the color-coded red and teal sections.



# Table of contents

Page	Subject
5	Parking and entering
7	Accounts desk
10	Children's area 
12	Tween area 
14	Teen area 
16	Reserves and meeting room
18	Adult area 
23	Restrooms, water fountains and study rooms
25	Sensory tools
27	Library staff
28	Leaving the library





# Parking and entering

---

I am going to Worthington Park Library. The library is a place where lots of people go to work or have fun. The library is free to use, and I am always welcome there.

When I arrive at the library, I will park in the front parking lot and walk in the front door.



# Parking and entering

---

There are different spaces in the library for different ages. There is a space for adults, a space for teens, a space for tweens and a space for children.

Sometimes children go into the adult area and adults go into the children's area. That's ok.

The library is a calm space.





# Accounts desk and front displays

---

Inside the front door, to the left, is the accounts desk.

At the accounts desk, a person can:

- Get a library card
- Check out books
- Ask a question
- Manage their library card account
- Pick up specific materials

In front of the accounts desk are displays. These are special book collections created by library staff. There are also DVDs, videogames and new books in this area.



# Accounts desk

---

No matter what age they are, people can use their free library card to borrow things like books, kits, movies, videogames and audiobooks from the library.

If I want to get a library card or if I don't have mine with me, I can ask the staff member at the accounts desk for help. They will need identification and proof of address, like a driver's license or a piece of mail with my name and address on it.

People under 18 years old need an adult to sign up with them.





# Accounts desk

---

When I want to borrow something, I will take my items to the self-checkout machine or to the accounts desk where a staff member can help me check out.

After I've checked out my items, I can take them home with me. When I'm finished with them or when they're due back, I will return them so someone else can use them.



# Children's area - Activities

---

If someone is a child or is visiting the library with a child, they can go to the children's area, which is past the accounts desk, through a special entrance. It is decorated with familiar book characters and is meant to look like a city park.

In the children's area, children can check out books, play on tablets, color and play with toys on the carpet. There are also Lego and table-top activities to use.





# Children's area - The Play Rug

---

In the children's area, there is a play rug with lots of toys and a hopscotch mat where children can play together.

Sometimes there will be several families playing or using the children's area at once. A child can choose to play with the other children, or they can play alone.

It's important to share toys and tools at the library. Sometimes it's hard for children to share. If a child needs help sharing, they can ask the library staff member at the desk for assistance.



# Tween area

---

The tween area is just outside the children's area.

Tweens can check out books, use the different activities, color, play on a tablet or use the computers. There is also a printer and a copier in this area that people of all ages sometimes use.





# Tween area

---

If there is a staff member in the tween area, tweens can ask to play with the Switch! If the staff member says they can't use it, that's ok, too.



# Teen area

---

The teen area is to the right of the front door.

In the teen area, a person can look at teen books, use a computer, study and play board games. During special times of the day, they might be able to play with the Switch!

There are high tables, high chairs, regular tables, regular chairs, comfy chairs and wobbly chairs in the teen area.





# Teen area

---

Sometimes there are garage doors that are down, blocking the teen area. This is to keep the sound in when the Switch is on or when teens are playing games.

Teens can still enter the area through the door on the right. This door is always open.



# Reserves and meeting room

---

Past the teen room, there are reserves, the meeting room and a ramp that leads to the adult area.

The reserves are where a person can pick up the items they reserved - or ordered - before their visit. There are also kits in this area that can be checked out with a library card.

In the meeting room, people can see programs, like storytimes or an animal show.





# Programs

---

During certain times, the library has public programs people can attend. These programs are almost always held in the meeting room. Programs are very fun, but they can also be loud. I may hear them in other parts of the library. That's ok.

Library programs include:

- Storytimes for children
- Art programs
- Performers, like magicians and musicians
- Themed events, like "Star Wars" and Nintendo activities

The library has a program calendar available both online and in print. A staff member can help me find a printed library calendar to look through.



# Adult area

---

Down the ramp is the adult area. Here, there are computers, printers, copiers and scanners that people can use, as well as study tables where people can sit and work.





# Adult area

---

If an adult needs a power outlet or a charger for their device, they can ask a staff member for help finding one. Staff members have chargers and power bricks that anyone can borrow. People just need a library card or an ID to borrow a charger.



# Adult area

---

There is also a cozy seating area by the fireplace. This is a good place to read books, work on laptops and read magazines or newspapers.





# Adult area - Learning Lab

---

There is a large glass room in the adult area. This is called the Learning Lab. At certain times, there are English classes that take place in this room.

If the door is closed, that means there's a class happening, and the room is closed to the public.



# Adult area - Learning Lab

---

If the door is open, that means there is no class happening, and people are free to use the space. There are tables, outlets, cozy seating and computers located in the Learning Lab for people to use.





# Restrooms, water fountains and study rooms

---

Throughout the library, there are restrooms, water fountains and study rooms.

Restrooms and water fountains are always available to use while the library is open and when not in use by others. There are no hand driers in the restrooms, just paper towel dispensers. All the restrooms at Worthington Park Library are single-user or family-style bathrooms.



# Restrooms, water fountains and study rooms

---

Study rooms can be reserved ahead of time, in the moment, or used without a reservation as long as no one is currently using the space.

Library staff can help people find an available restroom, water fountain or study room.





# Sensory tools

---

Sometimes the library is very busy and loud. Sometimes the library is very quiet. People can ask for help if they need a quiet space.

The library has study rooms that can be reserved ahead of time, if a quiet space is needed. There are also quieter spaces that a person can move to, like the Learning Lab.



# Sensory tools

---

The library wants to make everyone's visit comfortable and successful and has lots of tools to help with this. There are wobbly chairs, noise-cancelling headphones and fidgets that a person can borrow.

A staff member can provide these, if asked.






# Library staff

---

Staff members at the library are very kind and like to see visitors. Visitors can always ask a staff member if they need help finding something or have a question.

I can tell that someone is a member of the library staff by their Worthington Libraries nametag.



# Leaving the library

When I'm finished at the library, I will leave through the same doors I came in. If it is closing time, library staff will make an announcement over the intercom, reminding patrons when they will need to leave.

It can be hard to leave such a comfortable space, but I can come back the next time the library is open. The library is a fun and helpful place to visit, and I can come back soon.

