

# A Visit to Northwest Library



revised June 2026



# Table of contents

---

<b>Subject</b>	<b>Page(s)</b>
<a href="#">Welcome</a>	3
<a href="#">How to use this social story</a>	4
<a href="#">Arriving and parking</a>	5
<a href="#">Entryway and entering</a>	6-7
<a href="#">Accounts desk</a>	8
<a href="#">Borrowing</a>	9-13
<a href="#">Library staff</a>	14
<a href="#">Children's area</a>	15-17
<a href="#">Adult area</a>	18-23
<a href="#">Teen area</a>	24-25
<a href="#">Sensory tools</a>	26-27
<a href="#">Leaving the library</a>	28



# Welcome

---

The library is a place where lots of people go to work or to have fun. The library is free to use, and I am welcome there.

Worthington Libraries connect people to a world of ideas and each other.

- **We help** people.
- **We create** a dynamic environment for learning and discovery.
- **We share** our talents and build partnerships to strengthen our community.
- **We inspire** our community and the library profession to excel.
- **We engage** people in experiences that surprise and delight.

The library is a public space. Because we all share this space, it's important to keep other people in mind when visiting. This is why the library has a Code of Conduct- guidelines that we all need to follow while in the building.

You can find the [Patron Code of Conduct](#) on the library's website or stop at any staff desk.






# How to use this social story

---

A social story is a social learning tool typically comprised of a visual representation of a concept or experience.

In this story, the reader will learn what a library is and what they can do there, what to do if they need help at the library and how the library can be a good, fun place to visit.

There is a general story followed by color-coded, patterned sections for different parts of the library:

-  Pages with red dotted lines are about the children's area.
-  Pages with green solid lines are about the teen area.
-  Pages with blue dashed lines are about the adult area.

Feel free to omit pages or sections as necessary to make the story as useful as it can be for the reader. For example, if the reader would be most interested in teen services, they might want to skip the red and blue color-coded sections.

# Arriving and parking

---

I am going to Northwest Library.

The library is a place where lots of people go to work or have fun. The library is free to use, and I am always welcome there.

When I arrive at the library, I will park in the parking lot then walk in through the front door.



# Entryway

---

When I walk in the front door, there will be an entryway with more doors. On the right are the restrooms and water fountain. On the left is the meeting room where fun programs and events are sometimes held. The library has a program calendar available both online and in print. A staff member can help me find a printed library calendar to look through.



# Entering the library

---

To enter the library, I will walk straight ahead.

There are different spaces in the library for different ages. There's a space for children and tweens, a space for teens and a space for adults. Sometimes children go into the adult area and adults go into the children's area. That's ok.

The library is a calm space.



# Accounts desk

Once I enter the library, the accounts desk will be ahead on the right.

At the accounts desk, a person can:

- Get a library card
- Check out books
- Manage their library card account
- Pick up specific materials
- Ask a question



# Borrowing

No matter what age they are, people can use their free library card to borrow things like books, kits, movies, videogames and audiobooks from the library.

If I want to get a library card or if I don't have mine with me, I can ask the staff member at the accounts desk for help. They will need identification and proof of address, like a driver's license or a piece of mail with my name and address on it.

People under 18 years old need an adult to sign up with them.



# Checking out

When I want to borrow something, I will take my items to the self-checkout machine or to the accounts desk where a staff member can help me check out.

After I've checked out my items, I can take them home with me.



# Returns

---

When I'm finished with my items or when they're due back, I will return them so someone else can use them.



# Reserves

Behind the accounts desk is the reserves area. This area holds most items people reserved—or ordered—before their visit.

If I am confused, a staff member can help me.



# Book displays

---

Across from the accounts desk are special displays with books chosen by library staff. The curved shelves also have new books.



# Library staff

---

Staff members at the library are very kind and like to see visitors. Visitors can always ask a staff member if they need help finding something or have a question.

I can tell that someone is a member of the library staff by their Worthington Libraries nametag.



# Children's area

Across from the accounts desk is the entrance to the children's area. If someone is a child, they can go into the children's area of the library.



# Children's area - inside



Inside the children's area, there's a desk for library staff. To the right of it are computers, shelves with chapter books and comfy places to sit. Behind the desk are shelves with nonfiction books.



The children's area continues to the left where there are picture books, graphic novels, the Story Garden, kids' movies and CDs, tablets for kids to play on, fun activities like coloring and more!



# Adult area

In the main part of the library, there are DVDs and videogames beyond the accounts desk on the right side. These are part of the adult section of the library.



# Adult area - Staff help

Across from the DVDs are desks for staff members. If someone has a question, needs help printing or wants a guest pass to access the computers, they can ask these staff members for help.



# Adult area - Computers and books



There are computers, printers, scanners, fax machines and more that adults can use in this area.



There's also a large collection of adult books and audiobooks behind the staff desk.

# Adult area - Cozy seating

At the end of the adult bookshelves is a quieter part of the library with newspapers and comfy places to sit. There's even a fireplace that can be lit when it's really cold out!



# Adult area – Kits and more

There are also graphic novels and magazines along the back wall that people can read at the library or check out.

Next to the magazines are shelves with special kits that people can borrow. These kits might include things like sewing machines, ukeleles, telescopes, bike pumps and more!



# Adult area – Study rooms

This area also has study rooms that people can reserve.

If I want to reserve a study room, I can do so online before I arrive or, if a room is available, I can reserve it at the library. If I need help, I can always ask a staff member.



# Teen area

At the back of the adult area is a room for teenagers. This area has teen books, computers, games and comfy seating.

Only teens and library staff can be in this area from 3-7pm on schooldays. Other times, anyone can be there.



# Teen area - Garage door

---

Sometimes a garage door is lowered when the teen area is being used. Teens can still enter the area through the door on the left. This door is always open.



# Sensory tools - Quiet spaces

---

Sometimes the library is quiet. Sometimes the library is very busy and loud. Study rooms can be reserved ahead of time, if a quiet space is needed. People can ask staff members for help if they need to find a quiet space.



# Sensory tools – Fidgets

The library wants to make everyone's visit comfortable and successful and has lots of tools to help with this. There are noise-cancelling headphones and fidgets that a person can borrow from the accounts desk.



# Leaving the library

---

When the library is about to close, an announcement will be made throughout the building.

It can sometimes be difficult leaving such a comfortable space, but I can come back the next time the library is open!

When I'm finished at the library, I will leave through the same doors I came in. The library is a fun and helpful place to visit, and I can come back soon.

