

A Visit to Old Worthington Library




revised June 2026



Table of contents

Subject	Page(s)
<u>Welcome</u>	3
<u>How to use this social story</u>	4
<u>Arriving at the library</u>	5
<u>Entering the library</u>	6
<u>Lobby and entryway</u>	7-9
<u>Accounts desk</u>	10
<u>Borrowing</u>	11-14
<u>Library staff</u>	15
<u>Children's area</u>	16-18
<u>Adult area</u>	19-24
<u>Teen area</u>	25
<u>Sensory tools</u>	26
<u>Leaving the library</u>	27



Welcome

The library is a place where lots of people go to work or to have fun. The library is free to use, and I am welcome there.

Worthington Libraries connect people to a world of ideas and each other.

- **We help** people.
- **We create** a dynamic environment for learning and discovery.
- **We share** our talents and build partnerships to strengthen our community.
- **We inspire** our community and the library profession to excel.
- **We engage** people in experiences that surprise and delight.

The library is a public space. Because we all share this space, it's important to keep other people in mind when visiting. This is why the library has a Code of Conduct- guidelines that we all need to follow while in the building.

You can find the [Patron Code of Conduct](#) on the library's website or stop at any staff desk.






How to use this social story

A social story is a social learning tool typically comprised of a visual representation of a concept or experience.

In this story, the reader will learn what a library is and what they can do there, what to do if they need help at the library and how the library can be a good, fun place to visit.

There is a general story followed by color-coded, patterned sections for different parts of the library:

-  Pages with red dotted lines are about the children's area.
-  Pages with green solid lines are about the teen area.
-  Pages with blue dashed lines are about the adult area.

Feel free to omit pages or sections as necessary to make the story as useful as it can be for the reader. For example, if the reader would be most interested in teen services, they might want to skip the red and blue color-coded sections.

Arriving at the library

I am going to Old Worthington Library. The library is a place where lots of people go to work or have fun. The library is free to use, and I am always welcome there.

When I arrive at the library, I will park in a parking lot then walk in through the lobby doors, located on the north and south sides of the building.



Entering the library

There are different spaces in the library for different ages. There are spaces for children and tweens, a space for teens and spaces for adults.


Sometimes children go into the adult area and adults go into the children's area. That's ok.

The library is a calm space.



Lobby

When I walk into the library, there will be a lobby. From the lobby, I can access restrooms and a water fountain.



Meeting room

Also accessible from the lobby is the meeting room where public programs are sometimes held. Programs are very fun, but they can also be loud. I may hear them in other parts of the library. That's ok.

Library programs include:

- Storytimes for children
- Art programs
- Performers, like magicians and musicians
- Themed events, like "Star Wars" and Nintendo activities

The library has a program calendar available both online and in print. A staff member can help me find a printed library calendar to look through.



Entryway

To enter the library, I will walk toward the carpeted area.

The entryway is where book returns, the accounts desk and self-checkout machines are.

From this area, I can access an elevator to take me to the library's lower level.



Accounts desk

Once I enter the library, the accounts desk will be ahead on the right.

At the accounts desk, a person can:

- Get a library card
- Check out books
- Manage their library card account
- Pick up specific materials
- Ask a question



Borrowing

No matter what age they are, people can use their free library card to borrow things like books, kits, movies, videogames and audiobooks from the library.

If I want to get a library card or if I don't have mine with me, I can ask the staff member at the accounts desk for help. They will need identification and proof of address, like a driver's license or a piece of mail with my name and address on it.

People under 18 years old need an adult to sign up with them.



Checking out and returning

When I want to borrow something, I will take my items to the self-checkout machine or to the accounts desk where a staff member can help me check out.

After I've checked out my items, I can take them home with me. When I'm finished with them or when they're due back, I will return them so someone else can use them.



Reserves

Just past the accounts desk is the reserves area. This area holds most items people reserved—or ordered—before their visit.

If I am confused, a staff member can help me.



Book displays

Across from the accounts desk are special displays with books chosen by library staff. Some displays have new books.



Library staff

Staff members at the library are very kind and like to see visitors. Visitors can always ask a staff member if they need help finding something or have a question.

I can tell that someone is a member of the library staff by their Worthington Libraries nametag.



Children's area

Across from the accounts desk is the entrance to the children's area. If someone is a child, they can go into the children's area of the library.



Children's area - Desk and displays



Inside the children's area, there's a desk for library staff. Beyond the desk, I will find picture books, tablets, early reader books and children's nonfiction works.



In front of the desk are displays with books chosen by library staff. I can also find family DVDs, graphic novels and juvenile fiction books.

Children's area – Storytimes

Storytimes are performed at certain times in Buckingham Forest. During storytimes, staff members may read books, sing songs, play games and more!

Storytimes are very fun, but they can also be loud. I may hear them in other parts of the library. That's ok.



Adult area

In the main part of the library, past the reserves area, is the adult section.

Computers, printers, as well as a fax machine and scanner can be found here.



Adult area - Main level

The main-level adult area is where I will find Adventure Kits, videogames, graphic novels, DVDs, magazines and newspapers. The adult large-print section is here, too. There's even a fireplace and cozy chairs where I can relax and read.



Adult area – Lower level

I can take the stairs or elevator to the library's lower level and will find the adult fiction and nonfiction collections.

On this level, the info desk is where a person can get help.



Adult area – Lower level restrooms

The lower level of the library has access to restrooms and a water fountain.



Adult area - Lower level computers



On the lower level, there are computers, printers, scanners, fax machines and more that adults can use. There are also quiet study rooms and study desks.



The Worthington Room, where a person can research local history, is located on this level.

Adult area – Lower level study rooms

This area also has study rooms that people can reserve.

If I want to reserve a study room, I can do so online before I arrive or, if a room is available, I can reserve it at the library. If I need help, I can always ask a staff member.



Teen area

On the library's main level, past the CDs and DVDs, is a room for teenagers. This area has teen books, computers, games and comfy seating.

Only teens and library staff can be in this area from 4-6pm on schooldays. Other times, anyone can be there.



Leaving the library

When the library is about to close, an announcement will be made throughout the building.

It can sometimes be difficult leaving such a comfortable space, but I can come back the next time the library is open!

